



(deemed to be

**IIS**  
**UNIVERSITY)**

# IAS & RAS

**PREPARATORY CLASSES**

**A BRIEF REPORT**

**2014 - 2020**

Co-Ordinator: Ms Ridhsidh Singh  
Assistant Co-ordinator: Dr Harshita Upadhyaya

If your dream is to be in  
the Civil Services  
we at  
IIS (deemed to be University)  
will make your dream come true



Centre for  
Civil Services  
Preparatory Classes



# IAS & RAS

PREPARATORY CLASSES

**MISSION**

Our Aim is to prepare  
you  
to succeed in  
your FIRST attempt













# IAS & RAS

PREPARATORY CLASSES

**STRATEGY**

## **Our Strategy:**

-  **Result Oriented**
-  **Motivational Talks by Toppers**
-  **Highly Experienced faculty**
-  **Mentoring by Subject Experts**
-  **Interactive Sessions**
-  **Enhancing Analytical Skills**
-  **Strengthening Linguistic ability**
-  **Individual-student attention**
-  **Brain storming Sessions**
-  **Extensive Study Material**

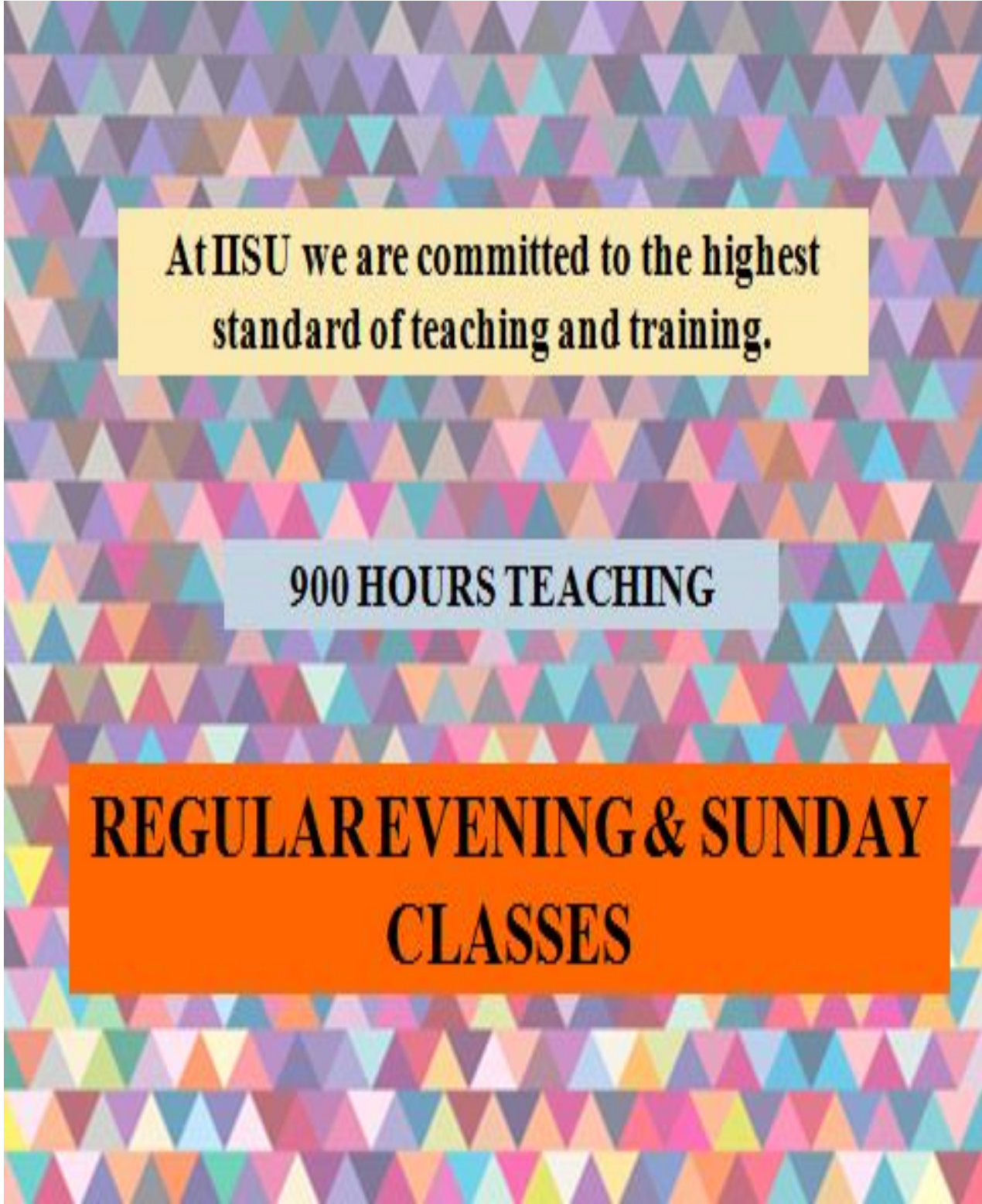
# 3 R's



The whole course is **READ** in the first year. In the second year **REVISION** along with answer writing is practiced. A **REPEAT** of the course in the third year is accompanied by test series.

This strategy has been advised by IAS Toppers who visit the University from time to time.





**At IISU we are committed to the highest  
standard of teaching and training.**

**900 HOURS TEACHING**

**REGULAR EVENING & SUNDAY  
CLASSES**



# IAS & RAS

PREPARATORY CLASSES

**OPEN  
SESSIONS**

<b>S.No.</b>	<b>Session</b>	<b>Date</b>	<b>Guest Speaker</b>
1	2014 - 2015	28 February 2015	Mr. Gaurav Agrawal, All India Rank 1, UPSC 2015
2	2015 –2016	06 February 2016	Shri Manoj Kumar Sharma, IAS, Deputy Chief of Protocol G.A.D. Government of Rajasthan
3	2016-2017	21 <sup>st</sup> January 2017	Ms. Anjali Rajoria, Assistant Collector & Executive Magistrate, Ajmer
4	2017-2018	29 <sup>th</sup> July 2017	Ms. Priyanka Raghuvanshi, RPS
5	2018-2019	28 July 2018	Ms. Padmini Solanki, IAS 2016, All India Rank 170
6	2019-2020	27 <sup>th</sup> July 2019	Mr. Akshat Jain, All India Rank 2, UPSC 2018 Topper

**Centre for Civil Services Preparatory Classes**  
**(Session 2014-15)**  
**A Report of Open Session**

On 28 February 2015, Mr. Gaurav Agrawal, All India Rank 1, UPSC 2015 topper was invited to address the students of the University on 'How to prepare for the Civil Services Exam'. It was a very special occasion for the students to get the opportunity to hear and interact with the AIR 1 2015 topper himself!



He was accorded a floral welcome by Dr. Sharad Rathore, Professor and Head, Dept. of History and Protocol Officer, IIS University.

Associate Professor Ridhsidh Singh, Coordinator, Civil Services Preparatory Classes, IIS University gave a brief introduction of the Preparatory Classes of the University and also introduced Mr. Gaurav Agrawal to the students of the University.

"Mr. Gaurav Agrawal is unstoppable" she said. He cleared the toughest Engineering exam at the age of 16 and bagged AIR 45 in IIT JEE 2001. Graduated from IIT Kanpur in 2005 in computer science engineering. He

cleared the MBA exam at the age of 21 and scored 99.94 in CAT 2005 and joined IIM Lucknow. He bagged the gold medal in 2008. After which he worked for 3 years for Citigroup as an Investment Banker. He did not stop there. He left the well-paid job to serve the people of India. He appeared for the Civil Service Exam in 2013 and got into IPS. But it was in his second attempt in 2017 that he topped with AIR-1. He created history by becoming the first person from Rajasthan to have attained AIR-1, a 'Gaurav' (Pride) for the state.



Mr. Agrawal believes that the Civil Services provides an opportunity to do something meaningful for the society. Also it provides the opportunity to do justice and improve the lives of the marginalized and the poor. He maintains that "two months of an IAS Officer is more meaningful than 20 years of Investment Banker's job because it is an opportunity to serve the society in a better and meaningful way."

He is a technology enthusiast. Apart from his love for technology he is an avid follower of cricket and a die-hard fan of Virat Kohli.

Mr. Gaurav Agrawal then shared his valuable success mantra with the students of the University and motivated them to have a clear perspective as to why they want to join the Civil Services and only then start preparing

with complete dedication. "With **Hardwork, Patience and Perseverance** one can crack the exam, he said. The focus should be on the syllabus and previous year papers.



The exam is an integrated exam it is not three different stages. While studying any topic one must keep in mind how one can be asked a question objectively in the Prelims and subjectively in the mains. In the interview too how one would put forward one's opinion on the subject is important. UPSC specifies that you must have a general understanding of each and everything mentioned in the syllabus.

For the source material he stressed on focusing on NCERTs along with one reference book. Making notes is very important. Also giving periodic tests will give an idea as to where one stands.

He explained at length about answer writing which is the most important aspect and should be constantly practiced and improved upon. He mentioned that the General Studies and Optional answers are completely different. "Just stick to the basic points and present them in a way which is easy to comprehend," he said. For example if a question is asked on what is the RBI doing to contain inflation? One should answer all the points on what RBI is doing to contain inflation and also add a para in the beginning

on what is causing this high inflation and a para in the end on the effect of high inflation if RBI is not able to control it. Then the answer will be considered better.

One thing he stressed on that helps in answer writing in the exam is preparing a list of points for a few broad topics. For example, 10 points on 'How to Remove Corruption', 8 points, on 'How to Contain Inflation', 10 points on Problems of Panchayats' and so on.

Finally on the presentation style just use your common sense, he advised. He preferred to write the answer in points and sectionwise with sub-headings. This gives the impression that all aspects have been covered and the answer is structured well. Practice will make it perfect.



Newspaper reading is a must. While reading the newspaper one must look out for any committee, any law, any rules, any policy, any Supreme Court orders etc., which have been introduced or implemented. These are important for UPSC preparation. It is sufficient to read only one newspaper. Journals should also be consulted during preparation. Journals like EPW magazine, Yojana, Economic Survey, Budget Document, Niti Ayog Document, Multiple Committee reports, are some of them.

For the preparation **a rational study plan** should be chalked out. Do not chase the target. "Enjoy the journey without worrying about the target. Work passionately and success will come to you", he said. The session ended after an invigorating interactive session and a vote of thanks to the esteemed speaker by Associate Professor Rihsidh Singh, Coordinator, Civil Services Preparatory Classes.



# Centre for Civil Services Preparatory Classes

## (Session 2015-16)

### A Report of Open Session

The centre for Civil Services Preparatory classes held an Open Session on 6 February 2016. The Open Session was addressed by Shri Manoj Kumar Sharma IAS, Dy. Chief of Protocol, Govt. of Rajasthan.

He motivated the students and gave them valuable guidance on '**How to prepare for the Civil Services Examination**'. As well as Importance of Communication Skills.

He was welcomed by Associate Professor Ridhsidh Singh, Coordinator, Civil Services Preparatory classes and was accorded floral welcome as well as a memento of gratitude by Prof. Sharad Rathore, Head, Department of History and Public Relation Officer, The IIS University.



Shri Manoj Kumar Sharma began by sharing his life experiences. He said that he hails from a small village in Mewar where there was no Electricity or tap water in his childhood. He remembered what a festive atmosphere it was when the electricity arrived in the village. There were great celebrations when municipal bulb was lit up for the first time. Due to eagerness and excitement every one kept awake all night basking in the light. Even in those dire circumstances he had made up his mind to become an administrator. He said that everyone has some talent or the other hence one must

understand one's strengths first and not follow anyone blindly. He went on to relate that in the village they were taught in Mewari language, the local dialect and not in Hindi. It was only in the VI standard that English was taught. So one had to first learn Hindi to be able to understand English. In those days a big occasion for the Villagers was to partake in the village feast known as 'Jeeman'. They had to carry their own utensils for the feast so while he would be seated in the last row of the class he would clean his glass with sand in preparation for the feast. The teacher was teaching future tense in class and mentioned that 'shall' goes with (or is used with) 'I' & 'We' and with the rest 'Will' will go (or is used). Giving an example the teacher explained that "Ram will go", "He will go", "She will go" etc. but "I shall go" and "we shall go".



The next day he was asked by the teacher as to who does 'shall' go with? Because he was not paying attention in class the day before and was busy cleaning the glass he did not know the answer. He felt very ashamed and swore to be attentive in class henceforth and not make a fool of himself.

But after the VI class he came to Jaipur for further studies. Here no one taught in Mewari but in Hindi. He felt lost as he did not know fluent Hindi. But he was determined to learn. He got III Division in VII Class. He did not lose heart. With thorough concentration and utmost hard work he managed not only to conquer his weakness in Hindi but learnt English also and topped the class hence forward. Also went on to win a gold medal in the university.

He related the incident when an officer came visiting in school in a car with a red light. He was enamoured by it and resolved to become an officer one day! He found out details of how one has to prepare for the exams etc. He took help & guidance from his

teachers for the preparation. In the final year of graduation he appeared for the prelims with complete preparation. He studied 15 hours a day.

On reaching the examination hall he so many aspirants who were much older than him. But because he was confident of his preparation he, did not feel nervous. His strategy of preparation was well-planned by giving more time to the subject he was weak in. He memorized according to the pages of the book so that he could recollect in the examination hall. He cleared the prelims easily. During the Mains he felt he had not done as well in a few papers but when the result was announced he was thrilled to learn that he had got through.



For the interview he was a bit nervous because he was very lean and thin but was fully confident of his communication skills. He practiced for the interview in front of the mirror as to how he should answer the questions.

The first thing he was told by the interviewer panel was that he was too young to become an officer. Being a student of History he quoted Akbar's example saying that "If Akbar could become a ruler at the tender age of 13 and Babar win Fargana at the age of 14, he said that he was sure he could administer a district at his age. The interview was basically to gauge one's leadership qualities, one's communication skills and whether one could handle a large public gathering etc. He advised the students to always express themselves but not to have any expectations and always be honest.



He stressed that communication skills are of utmost importance and so is creativity. Hence, always develop a hobby, which could be writing, singing or any other hobby. Also the handwriting has to be improved because it creates an impression on the examiner. Always write the answer according to the question that has been asked keeping the word limit in mind. Write to the point and that too only the important points as there is a word limit. Only then can one score high marks. Never repeat the same words while speaking or writing as it mars one's communication skills. Be precise, prepare thoroughly and be confident. One can achieve what one has set out to and attain heights.

Chalk out a study time table. For e.g. if you wish to study history first then take another subject, say current affairs that will give you a complete change from the previous subject and one's mind will be refreshed. Then study Geography and so on so forth. One should keep studying different subjects instead of only one subject at one time. There will not be any monotony this way and subject continuity will also remain.

After his inspiring talk and answer session Shri Manoj Kumar Sharma was thanked by Ms. Ridhsidh Singh, Coordinator, Civil Services Preparatory Classes.

**Centre for Civil Services Preparatory Classes**  
**(Session 2016-17)**  
**A Report of Open Session**

The Centre for Civil Services Preparatory Classes held an open session on 21<sup>st</sup> January 2017. The open session was addressed by a young dynamic officer, Ms. Anjali Rajoria, Assistant Collector & Executive Magistrate, Ajmer.

She was welcomed by Associate Prof. Ridhsidh Singh, Coordinator, Civil Services Preparatory Classes and accorded a floral welcome by Dr. Sharad Rathore, Professor & Head, Dept. of History and Protocol Officer, The IIS University, Jaipur.



Ms. Ridhsidh Singh introduced the speaker and also gave a brief introduction about the civil services preparatory classes run by the University.

Ms. Anjali Rajoria has had a brilliant academic record throughout. She was born and brought up in Jaipur. She did her schooling from Sawai Man Singh Vidyalaya, Jaipur. She secured merit in the Xth standard and opted for Physics, Chemistry and Biology in the XIth standard. After which she took the Pre-Medical exam and got through 5 medical examinations including Rajasthan Pre-Medical exam. She chose to do her medical studies from Lady Harding Medical College, Delhi. She then appeared for the Civil Services Exam, succeeded in her very first attempt and got into the IRS i.e. Indian Revenue Services- IT but her goal was IAS. Which she achieved in 2015 and is holding her present post in the Rajasthan Cadre. She is an avid reader and has a passion for writing. Her articles have been published in newspapers like 'The Hindu' & magazines like the E&PW etc. Her journey has been full of achievements.

Ms. Anjali Rajoria then shared her success mantra with the students. She explained the pattern of the exam which includes the 3 stages- the Prelims, Mains and Interview. She mentioned that earlier the marks of CSAT paper-II of prelims were counted and she secured 190 over all in both the G.S. paper I & SCAT paper II of the Prelims which gave her an edge over the other aspirants. But now the CSAT paper is only of qualifying nature and in G.S. one has to score high marks to get into the cut-off list to appear in Mains. She said that the minimum preparation for prelims is at least 6 months and she told the students that they are really lucky to have the preparatory classes in the University itself. **"Your preparation here is going to give you an edge over the others", she said.**



While preparing for G.S. she stressed that attention should be paid to newspaper reading and journals. Also public speaking should be practiced. These three things are really going to help in one's preparation. As the syllabus of Civil Services is humongous one must make notes or keep a diary. Any good article one comes across, for eg. on monetization one must keep that article or prepare a short note and go through it again and again. This is really going to help with one's preparation specially for revision before the exam. The ready material one prepares comes in handy.

There after comes the Mains, which is the deciding factor for one's selection. There are two qualifying papers, the Essay paper, G.S. I, II, III, IV- (including ethics) and 2 papers of the optional subject. "Ones writing skills have to be exemplary," she emphasized. Reading and writing skills are very important to attain good scores. Along with newspapers one must read the government reports for eg. Verma Commission recommendation report, ARC recommendations etc. Prepare short notes on these reports. One has to read a lot. Specially for subjects like history, geography etc. One should start with the NCERT books and make short notes from

them. There after one must go on to higher level books. This will help one to build a strong base. One's concepts must be clear to score well in the examination. Also be clear about the events for the national and international importance that are going on currently. UPSC mostly focuses on those events of the past one or two years. Current events are most important for ones preparation along with knowing the history or the background as to why they happened or occurred.

For the ethics paper nobody knows how to prepare for it because its very wide and open ended. There are no standard books or standard answers. One could be asked one's response in a particular situation, so there is no preparation for these kind of questions. Though there are certain schools of thought of ethics & among other things there are the ethics reports of the IInd ARC recommendations. But one's impromptu reaction to the questions will help in answering the questions. One has to be aware of the basic recommendations of the Govt. eg. if there are recommendations of the Govt. for protection of human rights, or protection of constitutional rights etc. A good reading and writing habit will help one in formulating a good answer for these kind of situations.



For the 4 G.S. papers, Ms. Rajoria suggested, that one must go through the syllabus and be aware of the syllabus of history, geography, constitution of India, International events, sociology, everything mixed into one. She stressed on **two things** being very important- **understanding the syllabus** and **going through the previous years question papers**. This will give one an idea on how questions are asked and how one should prepare for them. Also writing answers is a must and getting them checked by teachers or seniors who have cleared the exam helps. All this will take 3 to 4 months. The focus should be on the Mains.

Whereas interview is basically testing of ones personality. Marks of both matter but if you've secured high marks in Mains, it helps and gives one an edge over the others.

She broke a few myths associated with the preparation. The first being that one is required to study and study and do nothing else. "So one must slog for 10 to 12 hours- this is a myth" she said. There's a difference between hard work and smart work. One must make notes and revise them over and over again, answer previous years papers, & practice writing answers- these are really important.

About newspaper reading she said that whatever is impacting our society, our economy or our polity is important. One needs to make notes every single day on National events international events and whatever is impacting our economy. One needs to make different sections for each of these.

For the selection of optional subject, the criteria should be to choose a subject which one has studied before or go through the syllabus, previous years' papers, answers of successful candidates and see whether you are comfortable with writing these answers or not. One could accordingly opt for that subject. Other factors too can be taken into consideration, like scoring subjects compared to others, eg. Law, Medical Science, Economics, Engineering etc. Take up an optional subject you are comfortable in. Often going through the syllabus and previous years papers helps.

In a subject like Geography for eg. one should be good at maps and drawing. So see your own abilities what is it that you are good at and decide accordingly. Another factor can be the kind of material that is available in the market.

The strategy for answer writing as suggested by Ms. Rajoria is to read the question well and understand what is being asked. There's a difference between these term explain **a concept**, **analyse a concept** and **critically analyse a concept**. So understand what is being asked and then answer.

Secondly while answer writing one should be specific and to the point. Elaborate on what is being asked. Structure the answer with introduction, body and conclusion. Also one's positive attitude has to be reflected towards everything in the answer. Whether it's towards society, towards the kinds of problems the nation is facing, one's positive attitude has to be reflected in the answer. So always end it with a positive note. For example if one is writing an essay on demonetization one cannot sum up by saying that it was not good, even though it maybe your personal opinion, one must end it on a positive note. This is one of the key factor while writing answers.

For Interview participation Ms. Rajoria said that one must prepare well. Its basically the test of one's personality. Most of the questions asked are one's reactions to a particular situation. For eg. if one is faced with riots how is one going to respond to the situation? They test whether one has the ability of an administrator or not. Secondly, one has to be good with one's bio-data, information about one's hometown, state etc. One will definitely be asked questions on ones hobbies or interests mentioned in the bio-data.





The last thing according to Ms. Rajoria is one's **hard work** and **consistency** that will really pay off. There is absolutely to substitute for hard work to clear the exam. One should start preparing during graduation as it will give one a strong base for civil services. It's one of the toughest exams.

**For essay writing** topics like globalization, women empowerment or any other social issue can be asked. One must go through the previous years question papers. There is a particular structure in writing an essay eg. if you are writing an essay on women empowerment one cannot just write whatever is given in editorials, one has to write something from one's side also. One has to be creative. If one reads, writes and gets one's essay checked it'll really help. One can start the essay with a quotation. Also anecdotes help in attaining a good score. Even the conclusion has to be supplemented with something.

In the development dynamics there is a school of thought called feminism, there's a school of thought against the standard paradigm of development which is non-materialism etc. if these are prepared they will help with essay writing.

Discussions on important topics with peers and in a group is a must.

At the end Ms. Anjali Rajoria graciously asked the students if they ever need any kind of help or guidance they could contact her and she'll be glad to do it.

After an interactive session the speaker was thanked by Ms. Ridhsidh Singh, Coordinator, Civil Services Preparatory Classes.

## Centre for Civil Services Preparatory Classes

### A Report of Open Session

The Centre for Civil Services Preparatory Classes and Dept. of History held an Open Session on Saturday, 28 July 2018, on 'How to prepare for civil service examination'. The speaker was alumna of the University, Ms. Padmini Solanki, IAS 2016, All India Rank 170.



There was an overwhelming number of students who attended the session in the packed AV Hall.



Ms. Padmini Solanki did her graduation from ICG with Political Science (Hons.). She topped in the subject in the year 2009.

She cleared the Gujarat Public Service Commission exam in 2015 with 116 rank and the civil service exam in 2016 with 170 rank. She has opted for IRS (Indian Revenue Services-Income Tax).

She was welcomed by Ms. Ridhsidh Singh, Coordinator, Civil Services Preparatory Classes and accorded a floral welcome by Dr. Sharad Rathore, Professor & Head, Dept. of History and Protocol Officer, IIS University.



In her motivational lecture she advised the students to first of all have a clear perspective as to why they want to join the civil services and only then should they start preparing for the exam with complete dedication. "The right time for preparation is along with graduation", she said.

She pointed out to the students that they are very fortunate to have the **Centre for Preparatory Classes** in the University as they have the opportunity to prepare with the right kind of guidance and follow the correct methodology to crack the examination on campus itself.

She strongly recommended that an integrated approach should be adopted for the preparation i.e. while reading for prelims one must keep in mind how a question on the topic can be asked in the Mains or even in the interview.

For sources and making of notes, she suggested that only authentic sources should be referred to. For example, the NCERT books should be read "line by line", she said. In the static subjects the topics should be

linked with current events. A habit of reading the newspaper regularly must be developed. Always make notes while studying so that they can be reverted to during revision. For subjects like geography maps are very important. Flow charts and diagrams should be included as and when required in all the subjects/papers.



She stressed on three keys which are extremely important during preparation: **Confidence, Patience** and **Support System**. One should be confident and have faith that one can do it but not become over confident. Utmost patience is required during the preparation and also while giving the exam. The support system of the family, friends and mentors is an absolute must to help in tiding over the strenuous period of preparation. "**Consistency and UPSC are synonymous!**", is the mantra she gave to the students.

At the end of the very invigorating and inspirational talk there was an interactive session wherein the students asked questions and Ms. Solanki answered their queries.

The session ended with a vote of thanks given by Dr. Harshita Upadhyaya, Asst. Coordinator, Civil Services Preparatory Classes.

## Centre for Civil Services Preparatory Classes

(Session 2019-20)

### A Report of Open Session

An open session was organized by the Civil Services Preparatory Classes on 27<sup>th</sup> July 2019 in the A.V. Hall. The speaker was Mr. Akshat Jain, All India Rank 2, UPSC 2018 Topper. He was welcomed by Associate Professor, Ridhsidh Singh, Coordinator, Civil Services Preparatory Classes and given a floral welcome & memento of gratitude by Dr. Raakhi Gupta, Rector & Registrar of the University.



Ms. Ridhsidh Singh introduced Mr. Akshat Jain to the audience. He is UPSC 2018 topper with All India Rank 2. He graduated from IIT Guwahati in 2017 and did his engineering in designing. He was able to clear the exam in his second attempt with the support from his parents who are also civil servants. He chose anthropology as his optional subject.

Ms. Singh also shared the methodology followed by Civil Service Preparatory Classes of IIS University. The strategy followed consists of **3R's**. i.e. **Read, Revise** and **Repeat**. The three year integrated course facilitates the students to develop a deep sense of understanding and learning of the subjects. Guidance of the outstanding faculties helps students in cracking various UPSC exams.

Mr. Akshat Jain strongly recommended the 3R's method of preparation strategy followed at the University. He then shared his strategy that helped him to secure AIR-2.



According to him, hardwork and consistent motivation are the key elements to overcome failure and face ups and downs during the journey. The most important thing during the whole preparation is a “well formulated strategy”. One should set achievable daily goals. The ultimate aim should be to complete Mains syllabus before Prelims. Preparation should be Mains centric. General science and optional subject should be given equal importance. Maximum syllabus of GS papers should be covered before prelims exam. He stressed on “**three key elements** for the preparation namely **note making, answer writing** and **self analysis**”.



**Note making** is the most important step. Concise notes play an important role in revision before exams. One should overcome laziness and prepare consolidated notes with hardwork. Notes should not only be precise but

should also cover data from multiple sources. A daily habit of note making is important.

**Answer writing** and notes making are inter related. One should devote adequate time of the day to develop a habit of answer writing on current affairs and editorial from newspaper. One must write at least three answers daily.

Last but not the least, **self analysis**. Regular practice through mock tests and daily practice of answer writing help to eliminate errors which increases accuracy. Self analysis is of utmost importance.



While interacting with students he added, one should rely on only one newspaper and journal when it comes to current affairs. A regular habit of newspaper reading should be developed and editorial analysis should be given equal importance. For prelims, one should read NCERTs followed by advance books. Current affairs are very important and the best way to check your preparation is by solving previous years question papers and mock tests. It will not only enhance speed and writing skills but also improve accuracy.

He concluded by quoting **"No Pain, No Gain"**. Sustained efforts and consistent hardwork is necessary to achieve one's goals. Positive results will surely come if one utilizes time smartly and devotes energy consistently.

Dr. Harshita Upadhyaya, Asst. Coordinator, Civil Services Preparatory Classes thanked Mr. Akshat Jain for his motivational and inspiring talk.



# IAS & RAS

PREPARATORY CLASSES

**INITIATIVES**



## **2016-2017**

A **G.K. Olympiad** was organized on 6 October 2016, wherein, 92 students participated. Prizes were awarded by Dr. Priyanka Raghuvanshi on 8 October 2016 to the winners:

- **First Prize** : Zehla Sherwani, B.Sc. Semester V
- **Second Prize** : Tamanna Balwada, B.Sc. Semester III
- **Third Prize** : Harshita Sharma, BA (Hons) Semester III

## **2017-2018**

This year the classes for **Geography optional subject** were introduced for the Mains examination. Eleven students enrolled for the optional classes.

## **2019-2020**

Dr. Ashok Gupta, Vice Chancellor, IIS (deemed to be University) announced **concession/scholarships** for the students of the preparatory classes.

- Pratibha Choudhary BA/B.Ed was given a 100% waiver on need-cum-merit basis.
- **Online Classes** by subject experts during the Lockdown



# IAS & RAS

PREPARATORY CLASSES

**OUR  
ACHIEVERS**

# Achievers

**2016**



**BENU DEWAL**  
RAS



**AJAZ ANSARI**  
RAS (Prelims)



**ZEHLA SHERWANI**  
CDS (Written)

**2015**



**KIRAN BALA**  
CDS (Written)



**HEERAL MEHTA**  
SSC-CGL

**2014**



**HEERAL MEHTA**  
NET

# 2017-2018



**Diksha Kulhari**



**Gargi Vyas**



**Surbhi Goyal**



**Harshita Sharma**

**CDS  
(Written)**



**Kritika Garg**

**IAS (Pre)**



**Naina Sharma**

**Our Achievers  
2018-19**

**RAS (Pre)**



**Heeral  
Mehta**



**Kiran  
Bala**



**Mahima  
Shekhawat**



**Naina  
Sharma**

# Our Achievers 2018-19

## Air Force Combined Admission Test (AFCAT) - Written



Harshita Sharma



Deepali Arora

**Our Achievers  
2018-19**

**Air Force Combined Admission Test  
(AFCAT) - Written**



**Muskan Singh**

**Our Achievers  
2018-19**

**Combined Defence Services (CDS) -  
Written**



**Bharti Gaba**

**Our Achievers  
2018-19**

**NET- JRF Geography**



**Abhilasha Saxena**

**Our Achievers  
2019-20**

**IAS (Prelim)**



**Naina Sharma**

**Punjab Police Service**



**Kiran  
Bala**



# IAS & RAS

**PREPARATORY CLASSES**

## **ADMISSION PROCEDURE**

Admission Form available online at:  
<https://iisuniv.ac.in/iasras-preparatory-classes>





# THE IIS UNIVERSITY

deemed to be a university under section 3 of UGC Act., 1956  
Web : [www.iisuniv.ac.in](http://www.iisuniv.ac.in) [www.icfils.org](http://www.icfils.org) Email : [icg@iisuniv.ac.in](mailto:icg@iisuniv.ac.in)

## Registration/Enrolment Form Preparatory Classes for ICS / RAS



### FOR OFFICE USE ONLY

Receipt Amount

Year & Batch

Cash/Draft No. & Date

Regn. No. & Date

ICS

RAS

Subjects ICS

Prelims

Mains

Mains

### REGISTRATION FORM

1. Name (in CAPITAL letters): \_\_\_\_\_

2. Date of Birth :            
Date Month Year Male Female

3. Category :  General  SC  ST  OBC

4. Father's Name: \_\_\_\_\_

5. Father's Profession: \_\_\_\_\_

6. Permanent Address : \_\_\_\_\_  
(in CAPITAL letters) \_\_\_\_\_

PIN :       Contact No. :

E-mail : \_\_\_\_\_

7. Family background in civil services, if any: \_\_\_\_\_

8. Mention clearly the course (A or B) in which you are seeking admission:

A : RAS  B : IAS

9. For ICS exams: Mention optional Subject for Main Exam: \_\_\_\_\_

10. Educational qualification:

Name of Exam	Year	Subjects	Board / University	% of Marks	Division / Rank	Medium
Class XII						
Graduation						
Post Graduation						
Extra Qualification						

11. Have you appeared in the Civil Services /RPSC Examination earlier ? If yes, give full details:\_\_\_\_\_

\_\_\_\_\_

\_\_\_\_\_

12. Are you still a student? If yes, give details:\_\_\_\_\_

\_\_\_\_\_

13. Are you employed ? If yes, give details:\_\_\_\_\_

\_\_\_\_\_

14. Mention the newspaper(s) you read :\_\_\_\_\_

15. Mention the magazine(s) you read :\_\_\_\_\_

16. Has anybody recommended this programme to you ? If yes, tick the appropriate box.

Parents     Friends     Teachers     Newspapers     Magazines     Internet

17. I hereby undertake to obey and comply with all the rules & regulations of this programme which I have read and understood.

I further declare that the particulars/information given by me in this form are correct to the best of my knowledge.

Date:.....

Signature.....

N.B. : The decision taken by the by the office on your above application for admission shall be final and binding.

The above admission form needs to be filled and submitted by the students at the University office. The form is online available at:

<https://iisuniv.ac.in/iasras-preparatory-classes>